

Disney • PIXAR

# FINDING NEMO 3D



## PUZZLER PAGE

### WORD FIND

Find and circle each of the words in the puzzle below.

ADVENTURE	BUBBLES	DANGER	FIND	GURGLE	MARLIN	OFFICE	RESCUE	TANK
BLOAT	<del>CLOWNFISH</del>	DENTIST	FISH	HERO	NEMO	PEACH	SON	TREK
BRUCE	CRUSH	DORY	GILL	HOME	OCEAN	REEF	SWIM	WATER

P	A	B	O	N	S	R	J	J	S	J	G	D	H	P	F	E	I	P	B	N	B	H	I	H
Y	J	D	A	G	K	I	E	N	L	U	J	C	D	E	C	W	C	L	P	F	N	P	U	R
U	Q	E	D	H	Z	Z	P	S	T	I	A	N	I	A	B	V	O	U	I	C	E	R	C	P
N	C	K	V	W	Q	O	F	N	C	K	M	F	R	C	Y	A	B	N	R	C	M	R	B	T
O	D	R	J	E	A	X	F	A	L	U	S	Z	S	H	T	T	D	C	E	B	O	E	E	F
M	I	W	S	H	N	B	Z	E	P	H	E	R	U	D	A	N	G	E	R	C	X	T	Z	O
A	N	W	A	W	U	I	N	L	L	G	S	O	O	W	M	T	J	N	R	L	Z	A	M	H
W	D	S	T	B	V	F	L	G	O	T	I	I	L	Q	W	O	F	B	Y	O	V	W	E	O
Z	F	V	B	E	Z	I	E	R	K	Z	I	L	F	T	R	E	K	F	J	W	I	B	G	M
Y	V	L	E	E	F	E	C	U	A	C	G	R	L	H	E	T	S	I	T	N	E	D	F	E
R	E	Y	K	N	C	N	L	G	X	M	U	V	K	R	E	L	L	X	Q	F	S	T	F	L
S	M	G	J	I	T	A	T	H	S	U	R	C	N	K	H	R	N	X	J	I	D	O	R	Y
L	E	R	F	F	P	U	S	I	S	M	J	Z	A	E	O	O	O	K	E	S	T	I	I	C
J	V	F	B	K	C	A	R	O	O	Y	R	U	T	Z	Q	U	F	Y	J	H	C	D	P	C
V	O	D	G	P	H	I	N	E	C	U	S	B	F	B	O	C	V	D	R	U	X	V	E	X

Draw a line from each character to its name.



Marlin

Nemo

Crush

Bubbles

Gill

Dory



SCRAMBLER: Unscramble the message below!

U J S T K E P E

--	--	--	--	--	--	--	--

G M M S W I I N !

--	--	--	--	--	--	--	--


ANSWER: Just keep swimming!

## SEA IT IN THEATERS ON SEPTEMBER 14<sup>TH</sup>




Disney • Pixar

# FINDING NEMO 3D



## PUZZLER PAGE

**MATCHING GAME:** Write the number of the matching silhouette next to each character.




**Peach**




**Marlin**




**Bloat**



**Dory**



**Crush**



**Nemo**



**Bruce**



**Gurgle**



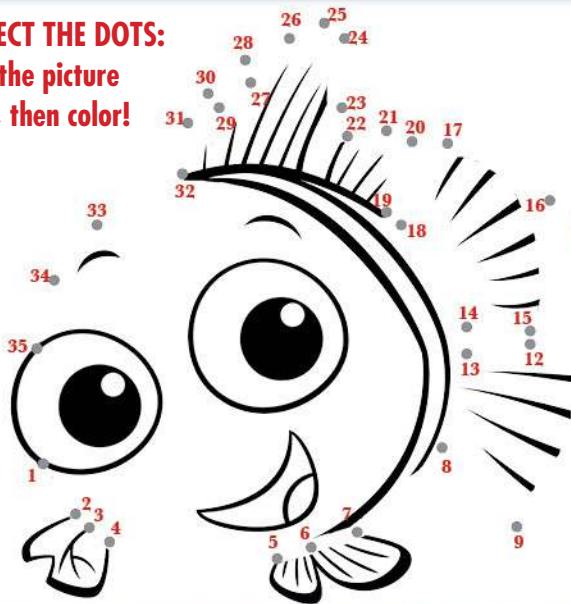
**Bubbles**



**Gill**


**CONNECT THE DOTS:**

Finish the picture below, then color!



**DORY GAME:** Which two Dorys are the same?

Write their numbers in the boxes below.



&

Matching: 1- Crush, 2- Peach, 3- Nemo, 4- Gill, 5- Marlin, 6- Gurgle, 7- Dory, 8- Bloat, 9- Bruce, 10- Bubbles.  
Dory Game: 2 & 5.

# SEA IT IN THEATERS ON SEPTEMBER 14<sup>TH</sup>




Disney • PIXAR

# FINDING NEMO

3D

## UNDERWATER MAZE

Follow the maze to help Marlin find Nemo!



**BEGIN!**



**FINISH**



**SEA IT IN THEATERS ON  
SEPTEMBER 14<sup>TH</sup>**



Disney • PIXAR  
**FINDING NEMO**  
 3D



# SPOT THE DIFFERENCES

See if you can find (5) differences between the two images below!



Answers: 1- Bloat's eyes. 2- Plant under Bloat missing. 3- Peach appeared in scene. 4- Bubbles changed position. 5- Pearl missing.



**SEA IT IN THEATERS ON  
 SEPTEMBER 14<sup>TH</sup>**